

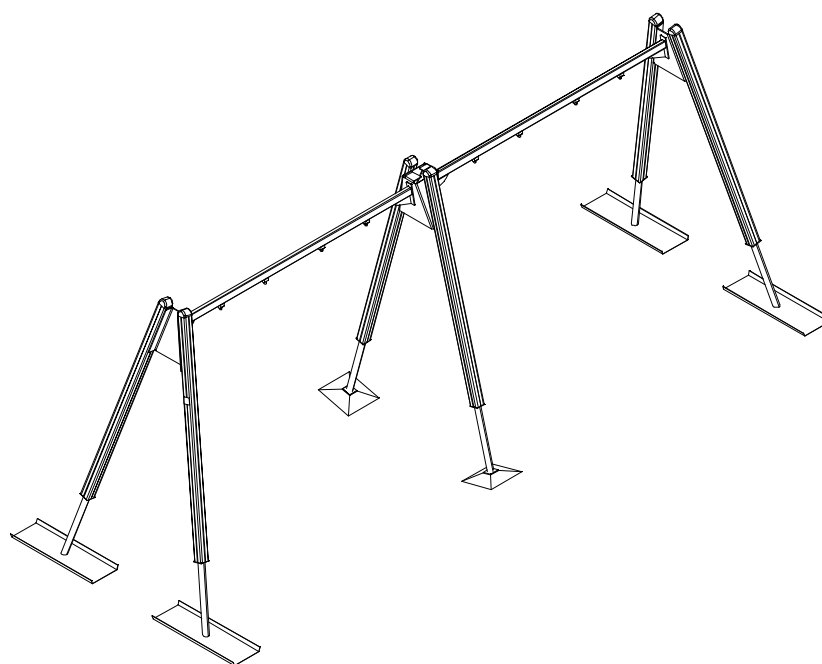



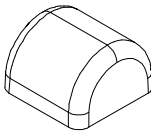



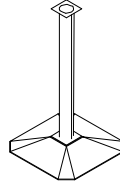

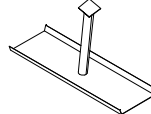

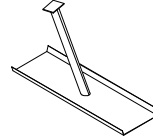



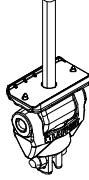
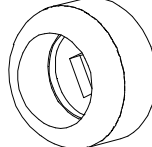
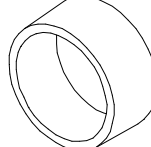


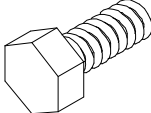
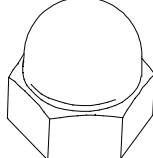
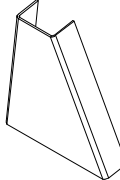

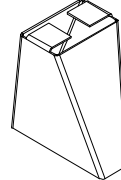


PRIME

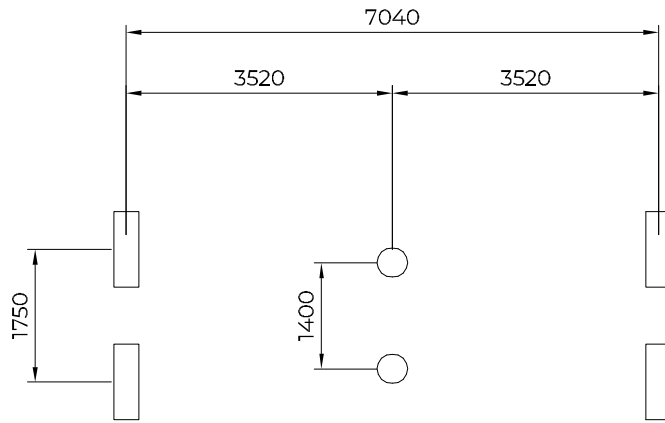
ASENNUSOHJE  
MONTERINGSANSVISNING  
INSTALLATION INSTRUCTION  
AUFBAUANLEITUNG  
NOTICE D'INSTALLATION

DATE: 19.12.2025

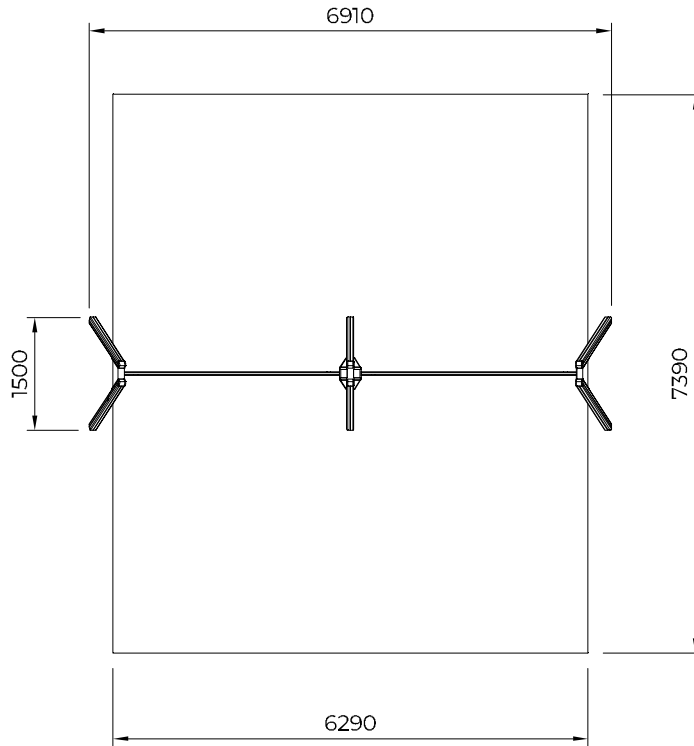
F24402M

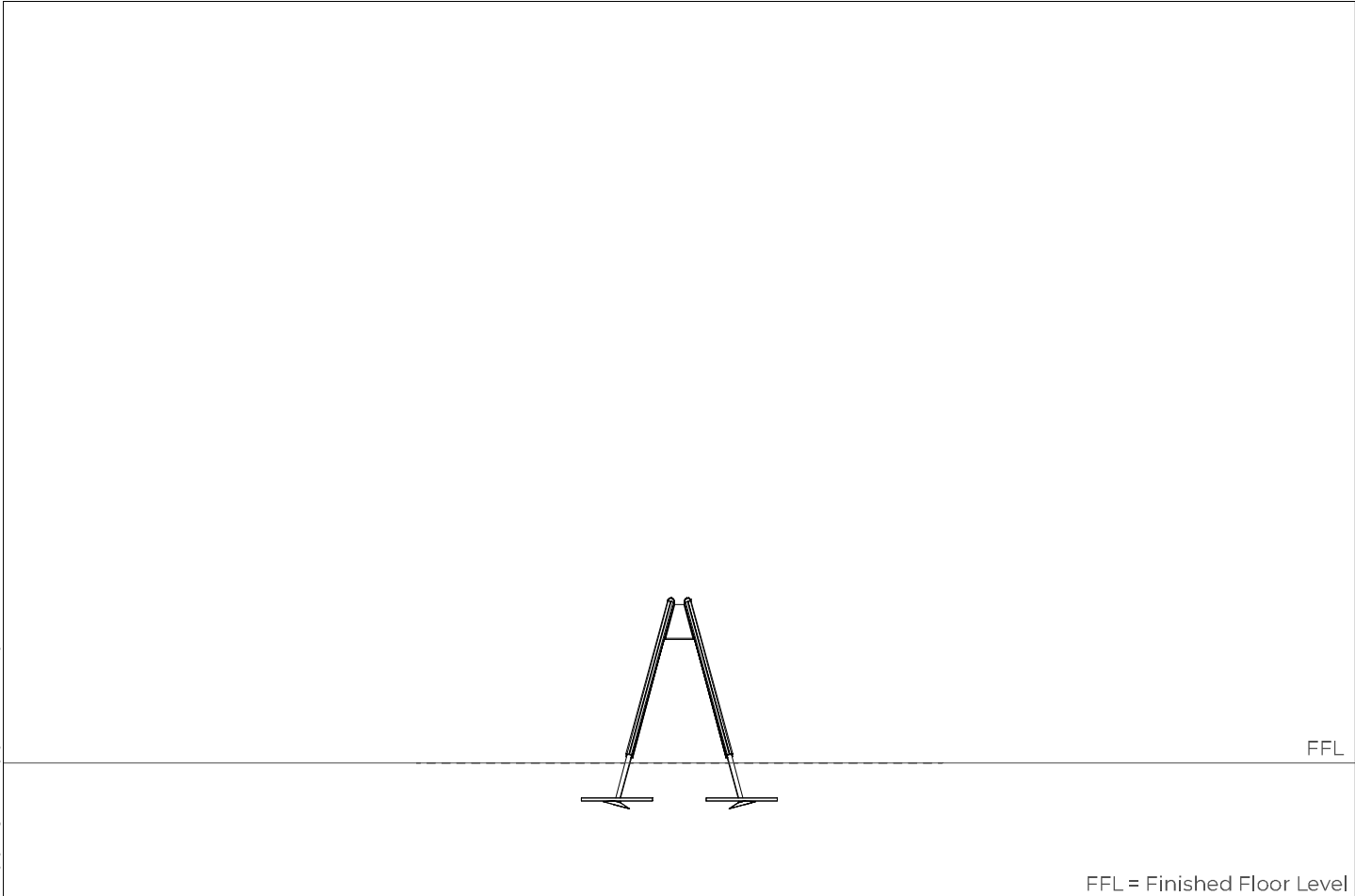
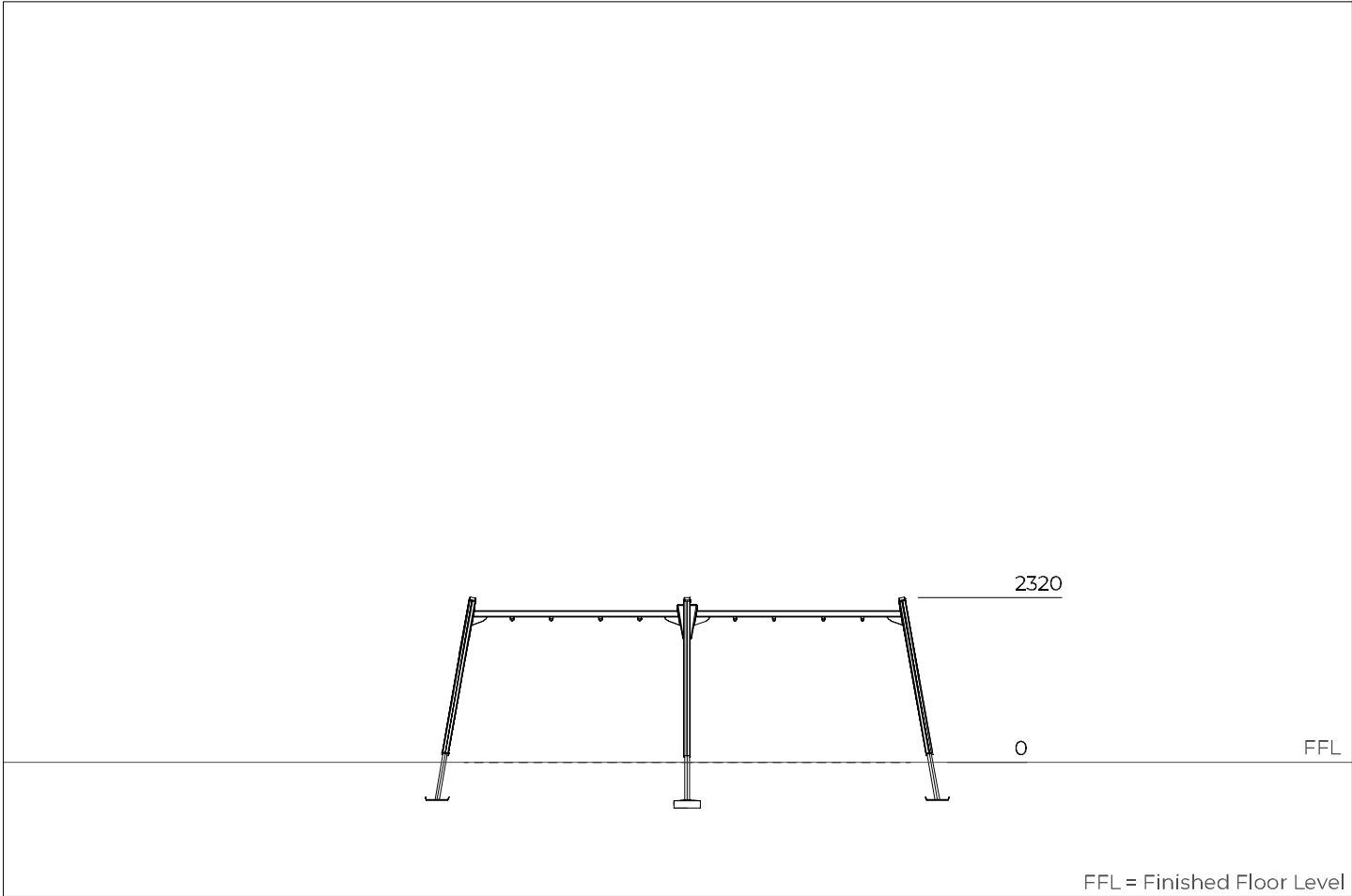


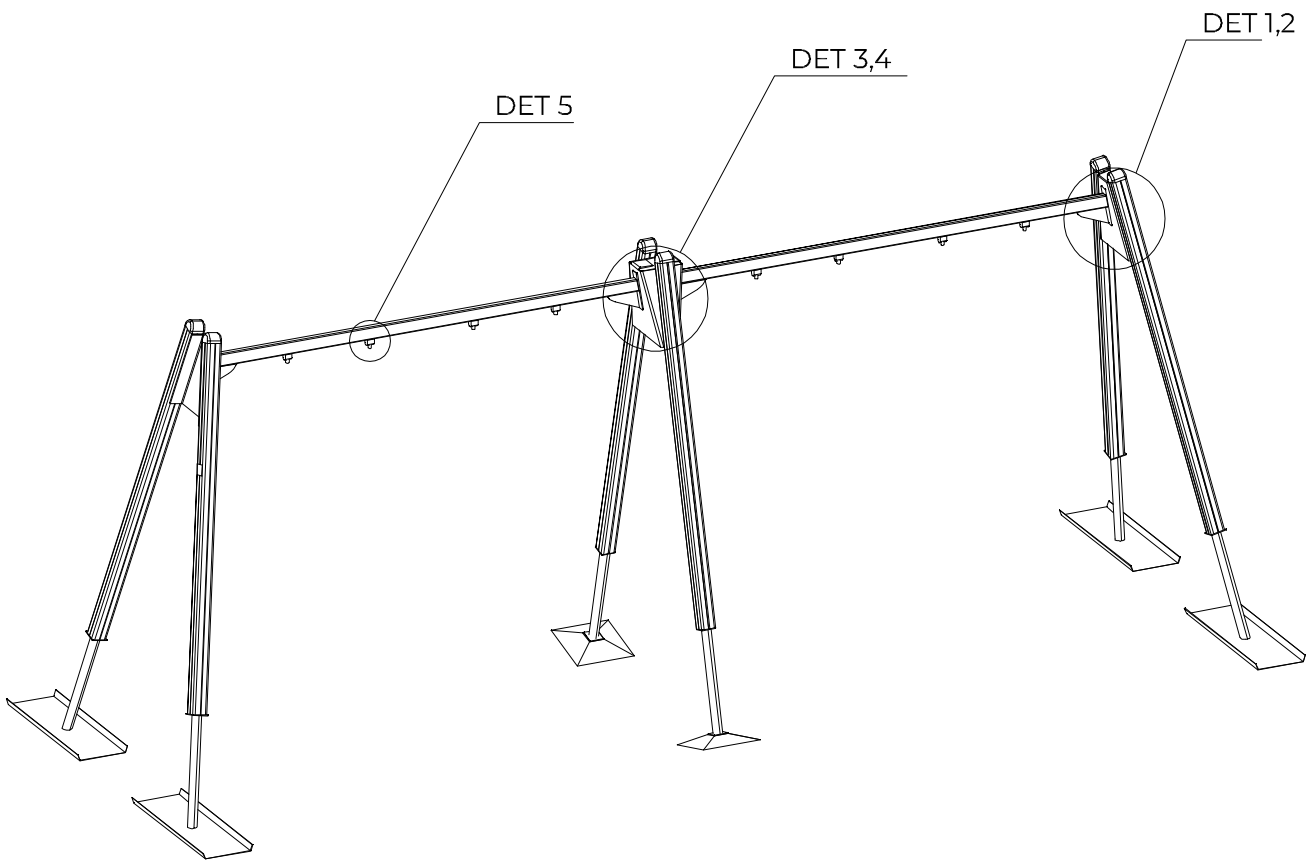
712097  L 2250	PCS 6	712788  	PCS 6	712797  	PCS 1	712889  L 700 	PCS 2	713045  	PCS 2	713046  	PCS 2
900965  M10	PCS 8	903149  M12x30	PCS 8	904904 	PCS 8	905090  Ø45	PCS 18	905115  Ø30	PCS 18	909347  M12x35	PCS 18
909638  M10 20/10,5	PCS 16	909639  M10x25	PCS 8	909644  M12	PCS 8	914223  6x503x547	PCS 2	914227  L2943	PCS 2	914231  	PCS 1
980154  M12 13/24	PCS 34		PCS		PCS		PCS		PCS		PCS
	PCS		PCS		PCS		PCS		PCS		PCS
	PCS		PCS		PCS		PCS		PCS		PCS



- EN/AS Impact Area 46 m<sup>2</sup>
- - - - Falling Space 46 m<sup>2</sup>  
Max Falling Height 1200 mm







<p><b>DET 1</b></p> <p>M12x30 (903149) Ø24/13 (980154) 80Nm (M12) (909644) 45Nm (M10) (900965) Ø20/10.5 (909638) M10x25 (909639)</p>	<p><b>DET 2</b></p> <p>905090 Ø24/13 (980154) 999561 M12x35 (909347) 905115</p>	<p><b>DET 3</b></p> <p>M12x30 (903149) Ø24/13 (980154) 80Nm (M12) (909644) 45Nm (M10) (900965) Ø20/10.5 (909638) M10x25 (909639)</p>
<p><b>DET 4</b></p> <p>905090 Ø24/13 (980154) M12x35 (909347) 905115 999561</p>	<p><b>DET 5</b></p> <p>90Nm M12 (902234) Ø24/13 (980154) 904904</p>	

