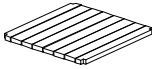


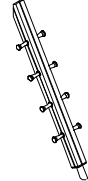
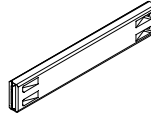
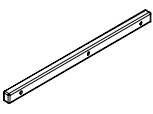
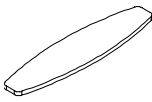
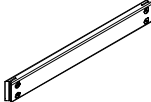
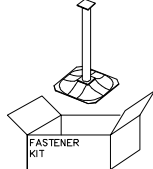
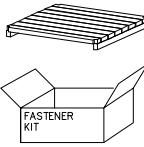
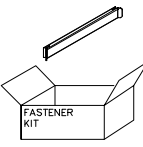
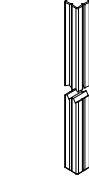
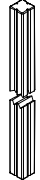


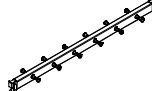

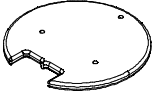
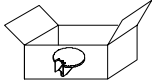
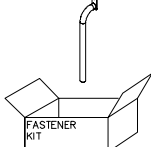
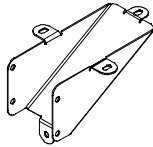
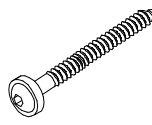
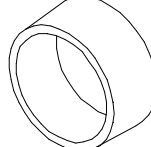
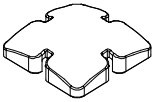
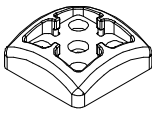

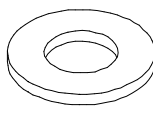

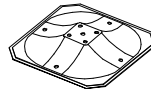
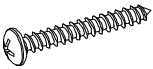

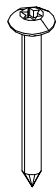
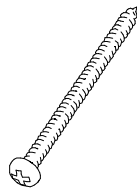
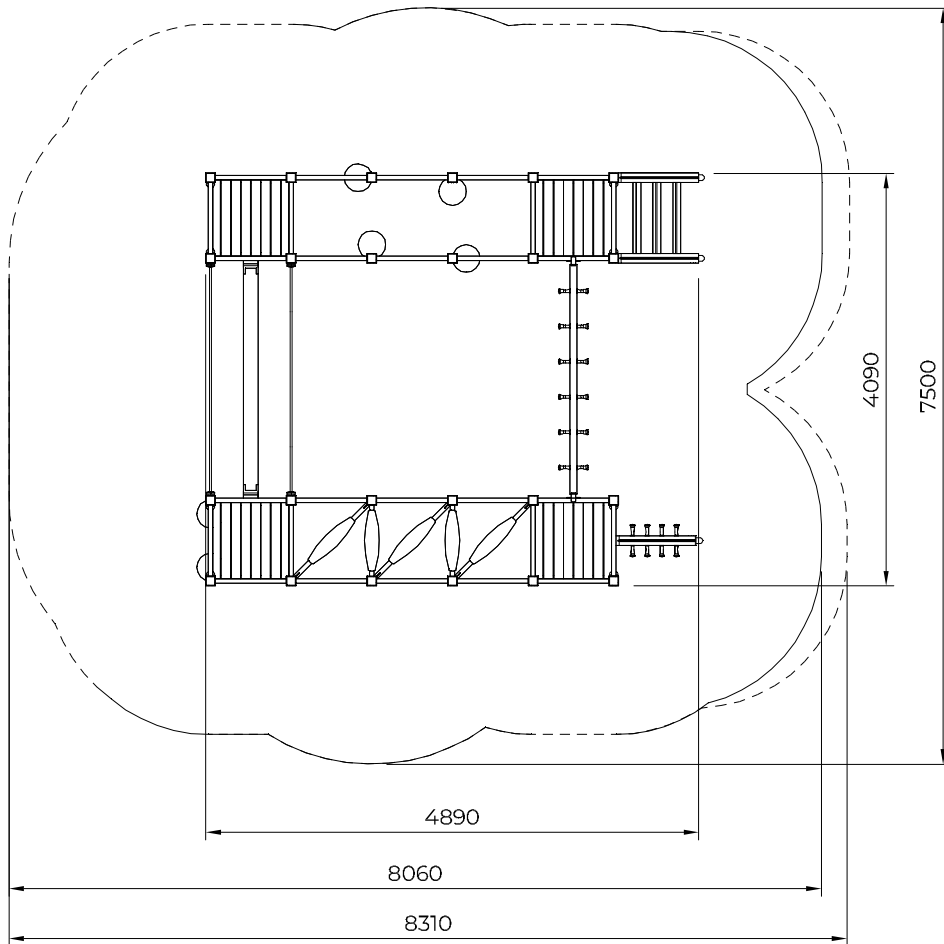

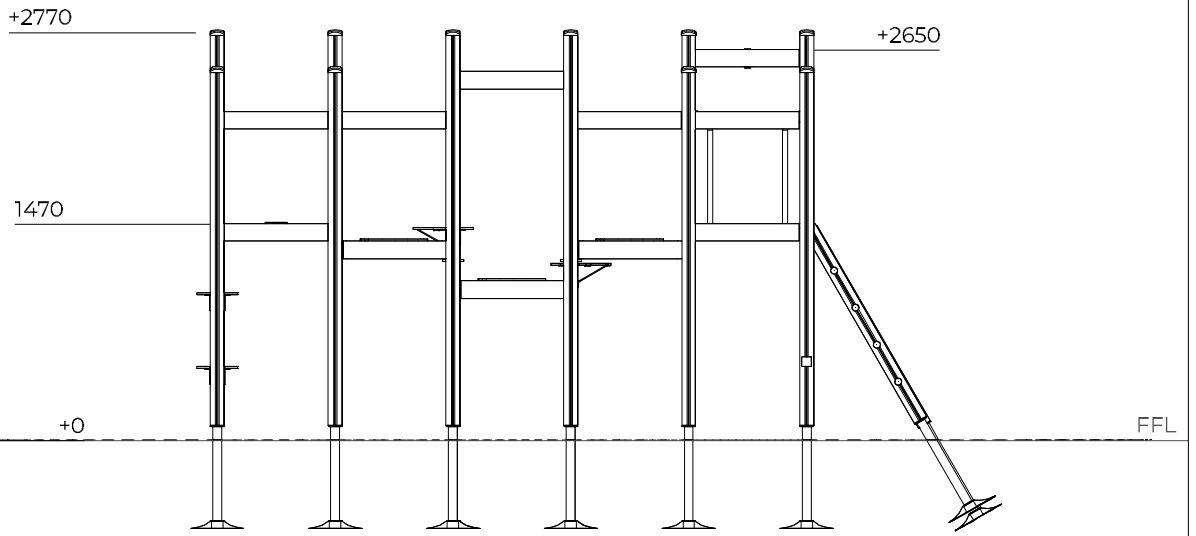


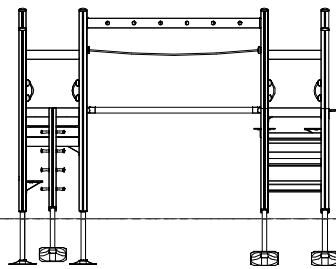
008986	PCS	702286	PCS	703130	PCS	703133	PCS	706439	PCS	706443	PCS
	4		1		1		1		48		8
750x750		65x65						L 704		32x45x702	
706453	PCS	706510	PCS	706531	PCS	706535	PCS	706538	PCS	706669	PCS
	5		3		24		4		3		8
15x145x600		45x120x1030								93x93x2400	
706810	PCS	707262	PCS	707288-305	PCS	707290	PCS	707315	PCS	707696-704	PCS
	16		1		2		1		8		6
93x93x2650				L 2305		127x300x2355				15x265x275	
707729	PCS	707732	PCS	902086	PCS	903093	PCS	905112	PCS	905138	PCS
	6		4		6		200		4		24
				148x172x254		Ø8x90		Ø22		GRAY	
905196	PCS	907688-216	PCS	909256	PCS	909511	PCS	909519	PCS	980114	PCS
	24		4		12		24		24		4
GRAY				Ø16 / 8.4		90x90x650		50x380x380		Ø4x20	
980123	PCS	980128	PCS	980131	PCS						
	20		20		96						
Ø7x60		Ø7x40		Ø6x60							
	PCS		PCS		PCS		PCS		PCS		PCS

- EN/AS Impact Area 53 m²
- - - - Falling Space 55 m²
Max Falling Height 1470 mm





FFL = Finished Floor Level



FFL

FFL = Finished Floor Level

